



Dartford Model Railway Group



'N' in a box – Bocksley Town

The idea behind this layout was that our N Gauge section were struggling to have something to work on and the idea of a layout in box files was floated past us at a show we attended. The concept then was discussed and with the agreement of the Group we started to look at how we could proceed.

Initial ideas were that it should be lightweight and small enough to be able to be transported in a car yet have some simple operating ability. We settled on the 3-box scenic section with a small station, town, etc, and another 3-box section 'fiddle yard'. Methods of joining the sections together were explored and wiring was looked into. It was decided from the outset that it would be DCC. We then also looked at having 2-box scenic sections that could be located between the station and fiddle yard. We currently have 2 of these being developed, with the possibility of others in the future.

Scenery is a slight issue with the limited height clearance. Some items are small enough to be permanent while the town is removable en-bloc. Again, there are at the moment 2 town sections, with the possibility of others in the future.

We hope you appreciate what we are trying to achieve and that it is clearly still a 'Work in Progress'. It has given us a lot of fun so far and we hope it might encourage others to realise that you do not need a vast 'railway room', or pots of money to have an enjoyable layout.

We would welcome any comments you may wish to make.

The core modules

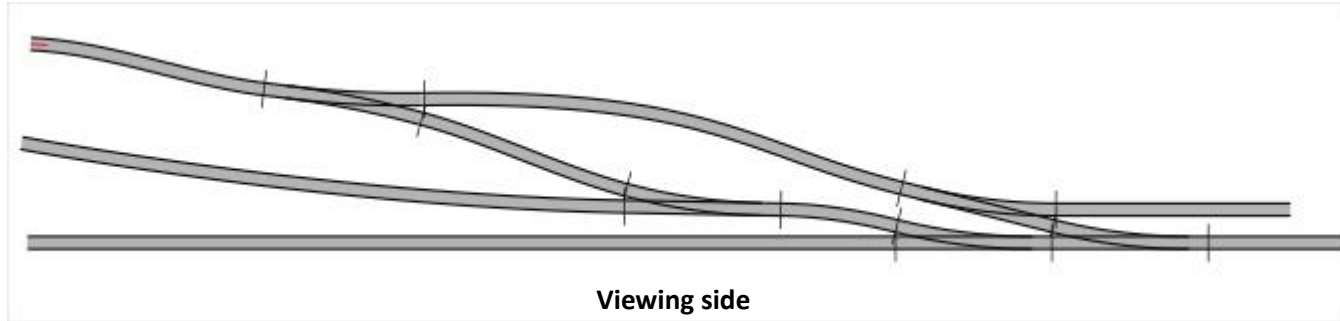


Figure 1- Bockley Town track diagram

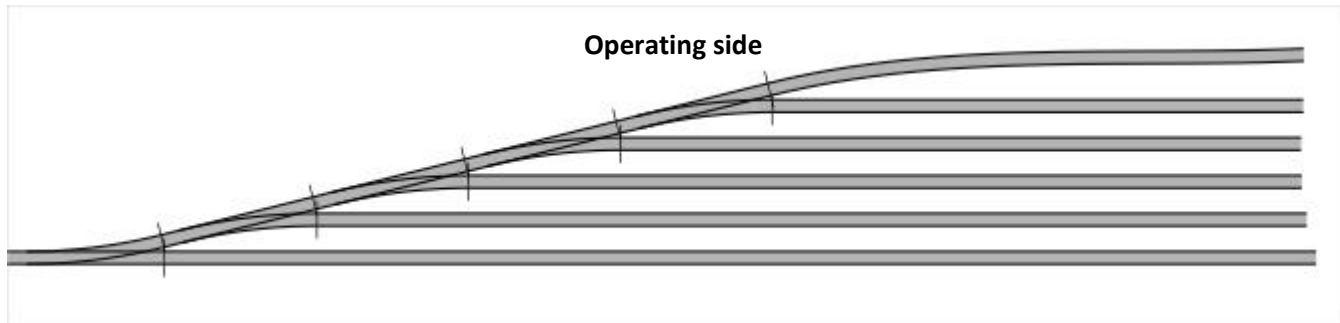


Figure 2- Bockley Town fiddle yard diagram

Optional extension modules

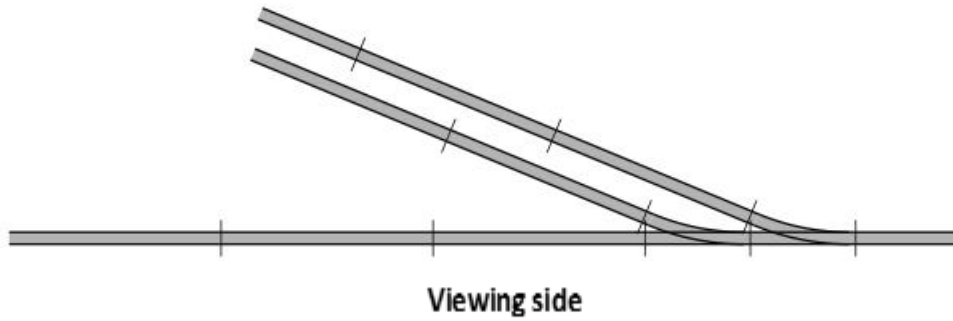


Figure 3- Bocksley Town Factory Scene diagram

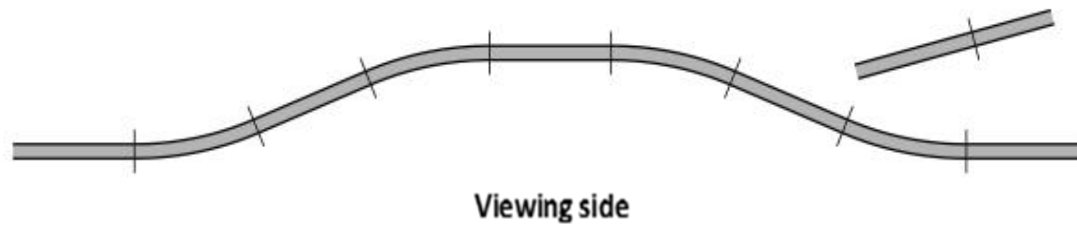


Figure 4 - Bocksley disused Junction diagram